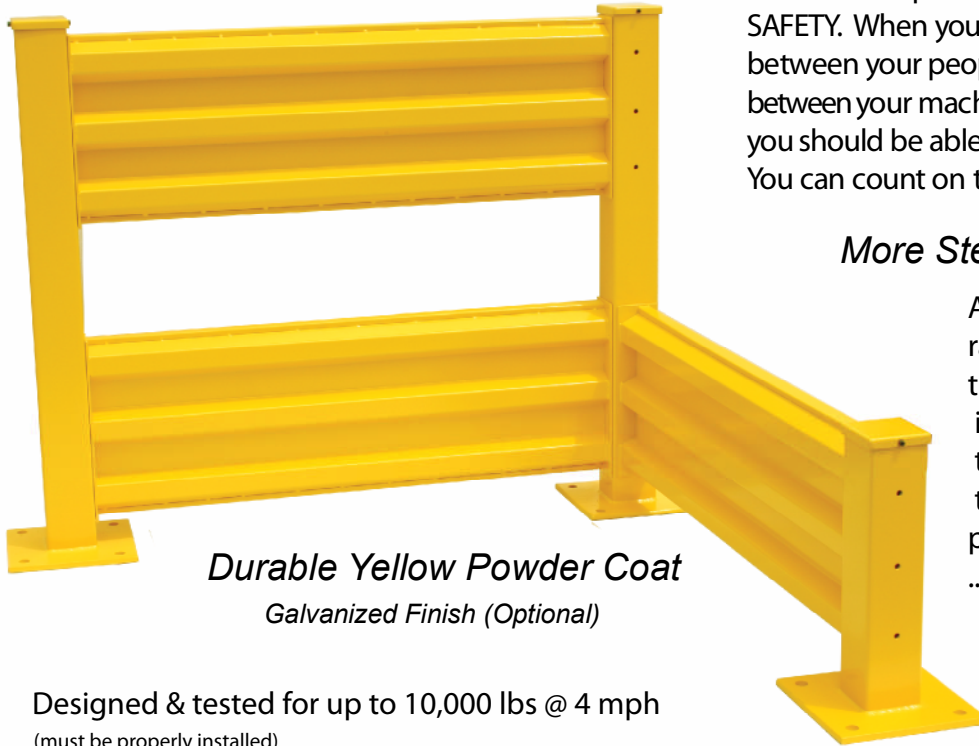




# Aaron-Bradley™ Safety Rail System

The most important word in "safety rail" is SAFETY. When you are putting a barrier between your people and your equipment or between your machinery and a moving forklift truck, you should be able to depend on it to do its job. You can count on this rail.



*Durable Yellow Powder Coat  
Galvanized Finish (Optional)*

Designed & tested for up to 10,000 lbs @ 4 mph  
(must be properly installed)

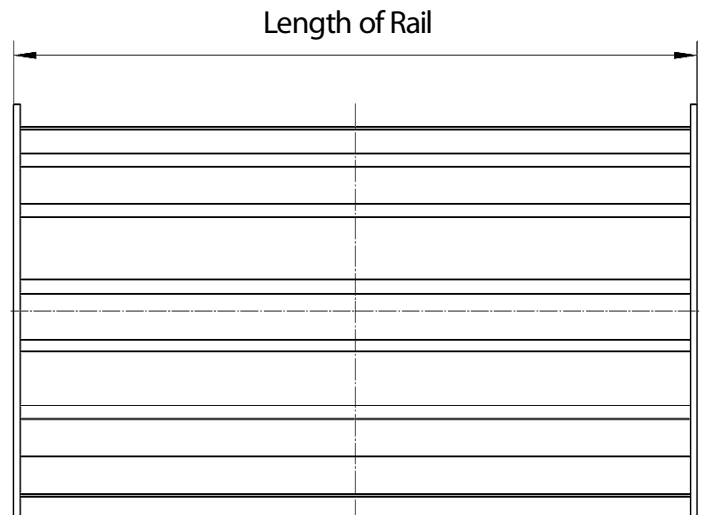
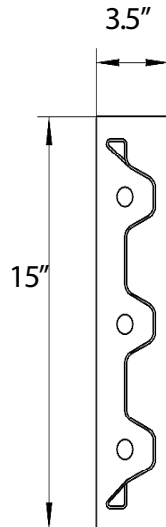
### *More Steel Means More Protection*

A 14-1/2" profile makes our rail 2-1/2" to 4-1/2" taller than the competition. That difference is solid steel. Three ridges in the 11 gauge steel put its profile to maximum use. If you need protection from moving objects .....get behind this rail .

## ***Protection for your People, your Plant and your Products***

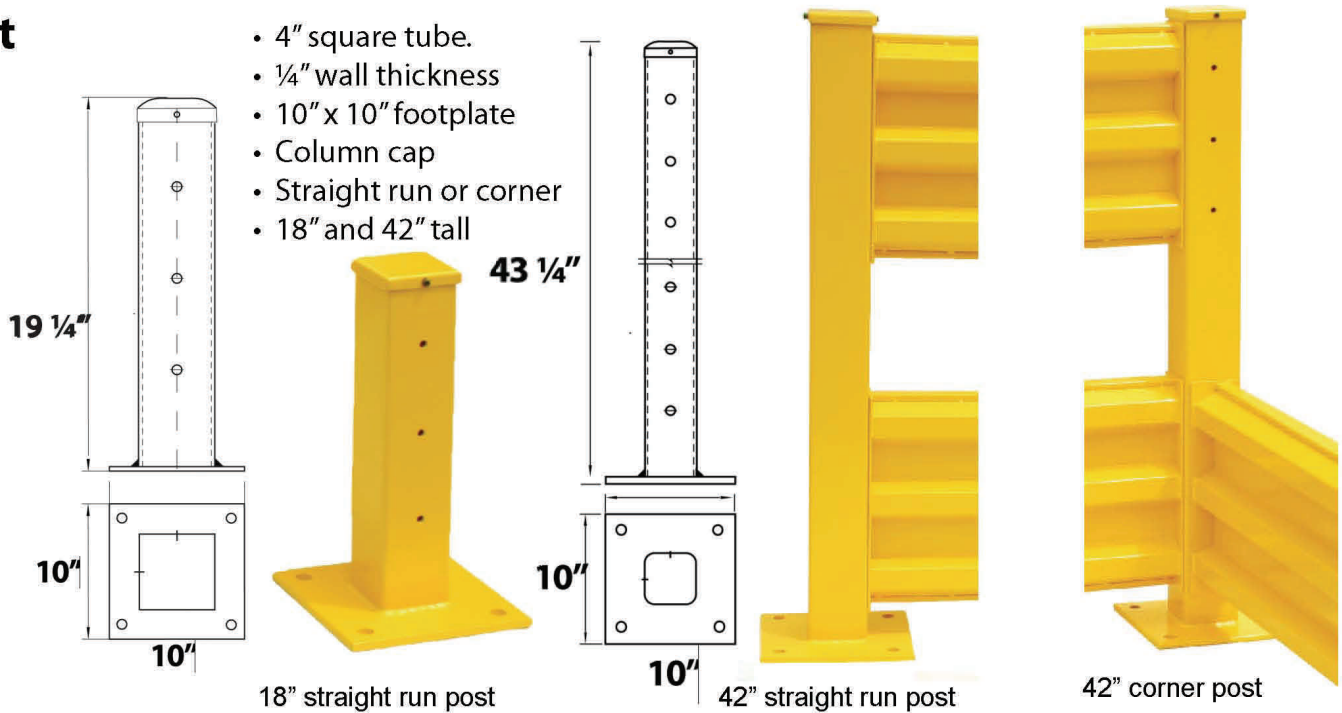
### *An Attractive Barrier*

- OSHA Yellow Powder Coat
  - Durable, long lasting finish
- Post & Rail System
  - Accommodates any layout
  - Two (2) Post Heights
  - Six (6) Rail Lengths
- All attaching hardware included



# Post

- 4" square tube.
- 1/4" wall thickness
- 10" x 10" footplate
- Column cap
- Straight run or corner
- 18" and 42" tall



18" straight run post

42" straight run post

42" corner post

| Part Number | Height | Weight | Description   |
|-------------|--------|--------|---------------|
| P-CG-18C    | 18"    | 32.6   | Corner Post   |
| P-CG-18S    | 18"    | 32.6   | Straight Post |
| P-CG-42C    | 42"    | 55.0   | Corner Post   |
| P-CG-42S    | 42"    | 55.0   | Straight Post |



# Rails

21% Taller Than the Competition



Note: All rail length are center to center on post (actual length = stated length less 4")

| Part Number | Profile Height | Length | Weight lbs. | Description                |
|-------------|----------------|--------|-------------|----------------------------|
| P-GR-01B    | 14.5"          | 1'     | 12.8        | Guard Rail (Bolt In) 1'    |
| P-GR-02B    | 14.5"          | 2'     | 21.1        | Guard Rail (Bolt In) 2'    |
| P-GR-04B    | 14.5"          | 4'     | 38.1        | Guard Rail (Bolt In) 4'    |
| P-GR-06B    | 14.5"          | 6'     | 55.4        | Guard Rail (Bolt In) 6'    |
| P-GR-08B    | 14.5"          | 8'     | 70.4        | Guard Rail (Bolt In) 8'    |
| P-GR-10B    | 14.5"          | 10'    | 88.0        | Guard Rail (Bolt In) 10'   |
| P-GR-04L    | 14.5"          | 4'     | 48.4 *      | Guard Rail (Lift Out) 4'   |
| P-GR-06L    | 14.5"          | 6'     | 64.9 *      | Guard Rail (Lift Out) 6'   |
| P-GR-08L    | 14.5"          | 8'     | 81.4 *      | Guard Rail (Lift Out) 8'   |
| P-GR-10L    | 14.5"          | 10'    | 97.9 *      | Guard Rail (Lift Out) 10'  |
| P-RP        | 15"            | NA     | 13.2        | Lift Out Rail Pockets (Pr) |

\*Lift out rail weight includes pair of P-RP brackets

Grade 5 Hardware Included with each rail or Lift Out Pocket Set